


SELECTION GUIDE

--	--	--



ISOLATION SPECIFICATIONS					
Item	Test Conditions	Min.	Typ.	Max.	Units

APPLICATION NOTE

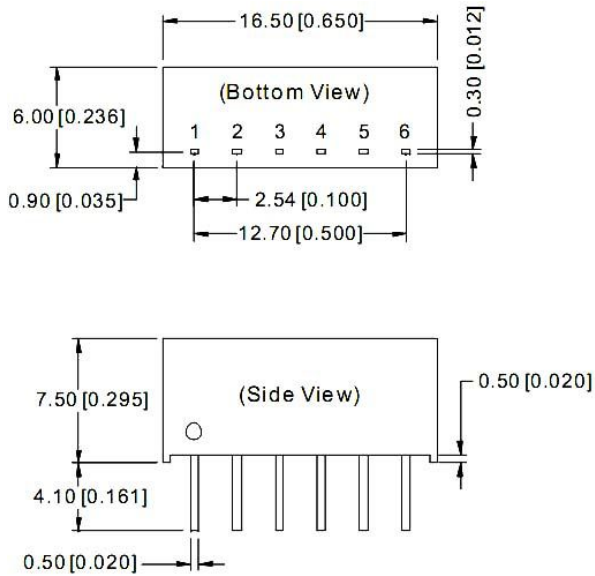
Requirement on output load

Recommended circuit



OUTLINE DIMENSIONS & FOOTPRINT DETAILS

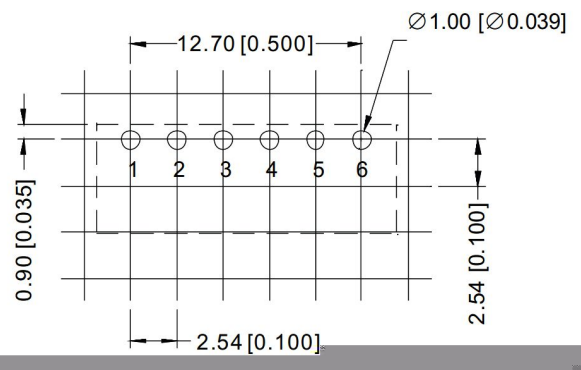
MECHANICAL DIMENSIONS



FOOTPRINT DETAILS

Pin	Pin	Function
1	1	V _{in}
2	2	GN
3	3	V _o
4	4	0V
5	5	V _c
6	6	V _c

RECOMMENDED FOOTPRINT



TUBE OUTLINE DIMENSIONS

