

1W, FIXED INPUT, 1000V ISOLATED & UNREGULATED TWIN OUTPUT DC-DC CONVERTER



FEATURES

MODEL SELECTION

D 05 05 05 X M -1W

APPLICATIONS



CE REACH
MICRODC RESERVES THE COPYRIGHT

D C		A			

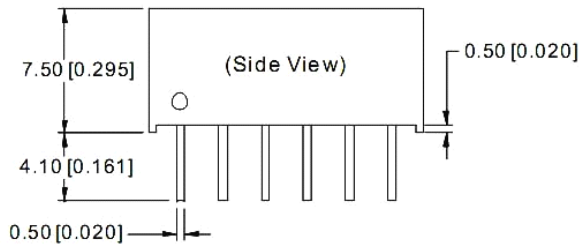

A		E C F C A			
Item	Test Conditions	Min.	Typ.	Max.	Units

A CA E

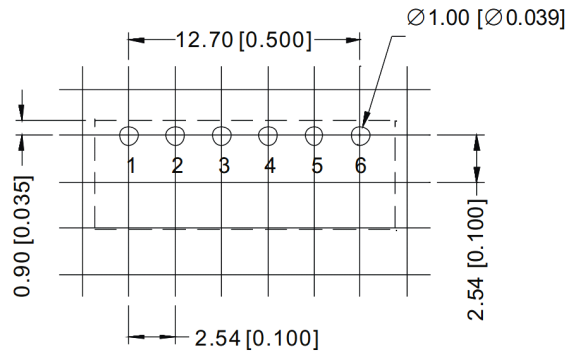
Requirement on output load

ED E & F DE A

EC A CA D E



EC E DED F



BE E D E

