




Professional Power Module

- -2 & - -2 Series

**FIXED INPUT, ISOLATED & UNREGULATED Single/Dual Output DC/DC Converter**



- ◆ High Efficiency up to 81%
- ◆ 6KVDC Isolation
- ◆ DIP24 Package
- ◆ Low Isolation capacitance
- ◆ Temperature Range -40°C +85°C
- ◆ No Heat Sink Require
- ◆ Internal SMD Construction
- ◆ No External Component Required
- ◆ Continuous short circuit protection
- ◆ Industry Standard Pin out
- ◆ RoHS Compliance

① 05 ② 05 ③ ④ ⑤ ⑥ -2 ⑦

T G DK-2W & H DK-2W S

T :  
 1) W ( 10%);  
 2) W ( 6000VDC);  
 3) W  
 S : IGBT

P N	I		O			E (%T )	C
	V (VDC)		V (VDC)	C (A)			
	N	R					
H0505 DK-2W	5	4.5-5.5	5	400	40	75	UL
H0509 DK-2W			9	222	23	76	UL
H0512 DK-2W			12	167	17	78	UL
H0515 DK-2W			15	133	13	77	UL
G0505 DK-2W			± 5	± 200	± 20	75	UL
G0509 DK-2W			± 9	± 111	± 12	77	UL
G0512 DK-2W			± 12	± 84	± 9	79	UL
G0515 DK-2W			± 15	± 67	± 7	78	UL
H1205 DK-2W	12	10.8-13.2	5	400	40	75	UL
H1209 DK-2W			9	222	23	78	UL
H1212 DK-2W			12	167	17	80	UL
H1215 DK-2W			15	133	14	78	UL
G1205 DK-2W			± 5	± 200	± 20	76	UL
G1209 DK-2W			± 9	± 111	± 12	78	UL
G1212 DK-2W			± 12	± 84	± 9	80	UL
G1215 DK-2W			± 15	± 67	± 7	78	UL
H2405 DK-2W	24	21.6-26.4	5	400	40	77	
H2409 DK-2W			9	222	23	78	
H2412 DK-2W			12	167	17	81	
H2415 DK-2W*			15	133	14	80	
G2405 DK-2W*			± 5	± 200	± 20	77	
G2409 DK-2W*			± 9	± 111	± 12	78	
G2412 DK-2W*			± 12	± 84	± 9	81	
G2415 DK-2W*			± 15	± 67	± 7	80	

\*D  
 N : T G DK-1W/H DK-1W

I	T	M	T	M	U
I	T 1 1 A	6000			VDC
I	T 500VDC	1000			MΩ
I			3.5		PF

I	T	M	T	M	U
S				95	%
O		-40		85	°C
S		-55		125	
T			15	30	
L	1.5 10			300	
S			C		
C			F		
C			P (UL94-V0)		
MTBF		3500			k
W			8.2		



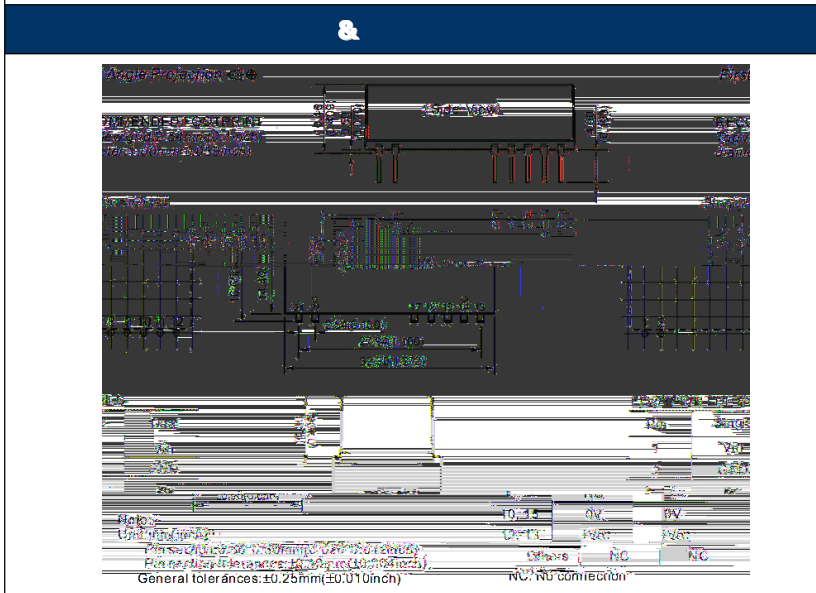
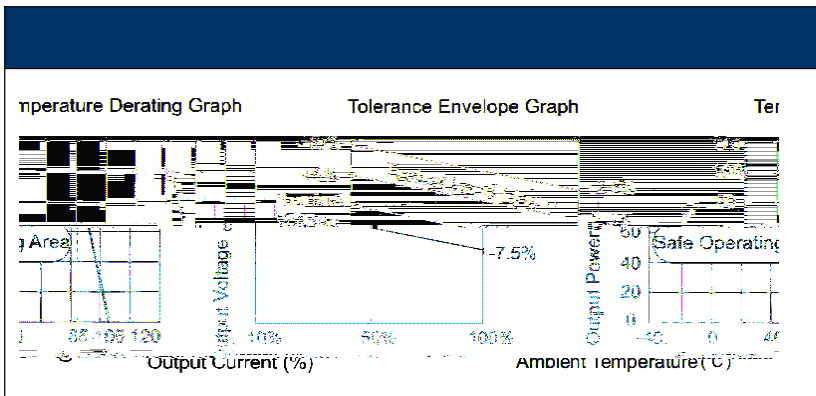


Professional Power Module


- -2 & - -2 Series -

I								
O					0.2	2	W	
L	F	V	1%			± 1.2		
L	10%	100%	5V		10	15	%	
			9V		8.3	15		
			12V		6.8	15		
			15V		6.3			
O					S			
T	100%					0.03	%/	
R & N *	20MH B					150	250	V -
S	F	5V			35		KH	
		12V,24V			50			
*T	"				"	"	S	T
P	C							

N :D : ± 5%



I / LC DC/DC

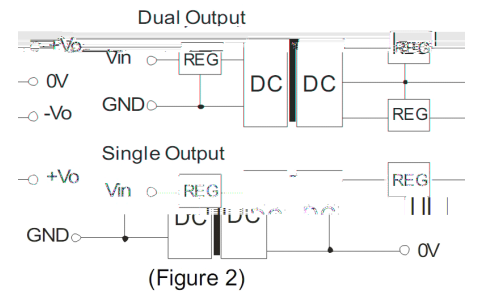


I LC DC/DC

(T 1).

E E AL CA ACI ABLE ( 1)					
(VDC)	( F)	(VDC)	( F)	(VDC)	( F)
5	4.7	5	10	± 5	4.7
12	2.2	9	4.7	± 9	2.2
24	1	12	2.2	± 12	1
--	--	15	1	± 15	1

I' 0.5 c (F 2).



U .T  
N :  
1. A T =25 , <75%,  
2. O  
3. O ;H

**MICRODC**  
Professional Power Module

T :0086-20-86000646 E- : @  
W : //

**RoHS**  
MICRODC Green Policy

**REACH**

**H C LIA I F A I**

T 300° C 10 R HS  
T N P .T DIP SIP M T T P ,H D B M T  
S /P

**EACH C LIA I F A I**

T