

A large vertical grey rectangular area on the left side of the page, containing several horizontal lines near the top and a dashed orange line near the bottom.

PRODUCT PROGRAM

PRODUCT PROGRAM								

COMMON SPECIFICATIONS

--	--	--	--



CE REACH
c c c

WRD-YKD-5W

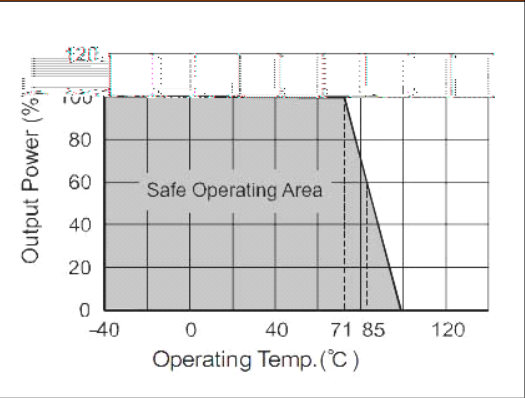
ISOLATION SPECIFICATIONS

OUTPUT SPECIFICATIONS

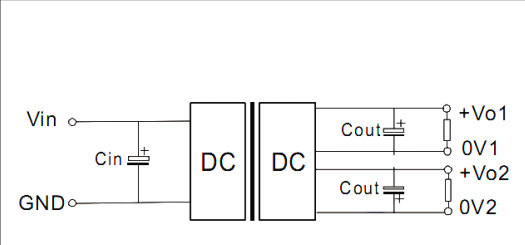
±
“ ”

APPLICATION NOTE

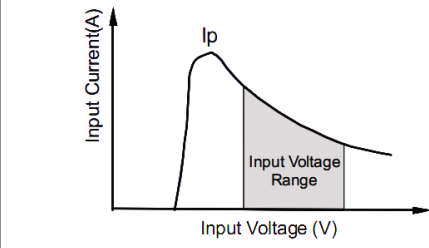
TYPICAL CHARACTERISTICS



RECOMMENDED CIRCUIT



(Figure 1)

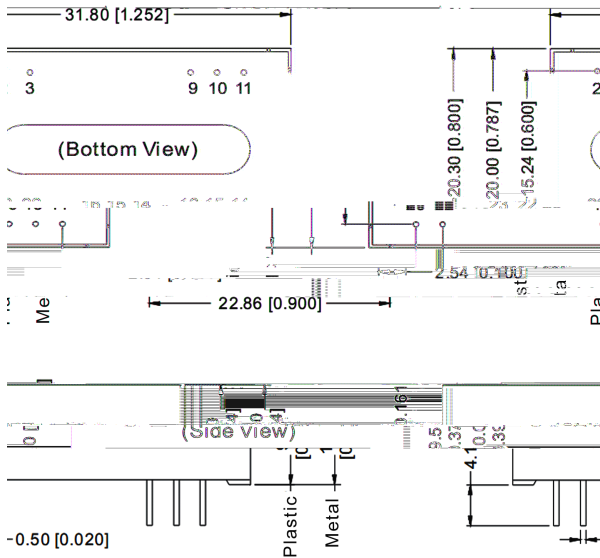


(Figure 2)

Output External Capacitor Table (Table 1)

OUTLINE DIMENSIONS & FOOTPRINT DETAILS

MECHANICAL DIMENSIONS




Note:
Unit:mm[inch]
Pin section to

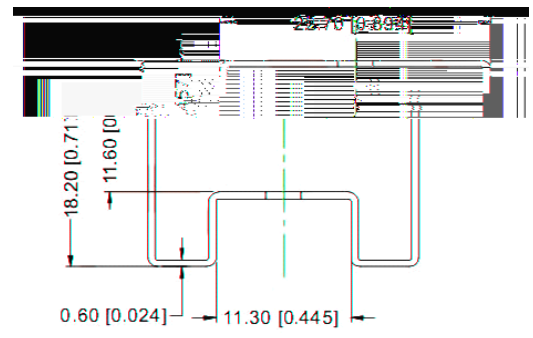
FOOTPRINT DETAILS	
Pin	Function
2,3	GND
9	+Vo2
10,15	NC
11	0V2
14	+Vo1
16	0V1
22,23	Vin

NC: No connection

RECOMMENDED FOOTPRINT(TOP VIEW)



TUBE OUTLINE DIMENSIONS



Note:
Unit:mm[inch]
General tolerances: ±0.20mm [±0.0079inch]
L=530mm[20.866inch] Tube Quantity: 15pcs
L=220mm[8.661inch] Tube Quantity: 6pcs